

Platforms: iOS and Android

Design Sizes

iOS:

640px x 1136px (320pt x 568pt)

750px x 1334px (375pt x 667pt)

1242px x 2208px (414pt x 736pt)

Android (include hardware buttons and the status bar):

720 x 1280

540 x 960

360 x 640

Workflow Summary:

1. User creates the trip
2. System presents the estimated Taxi fare to user
3. User Kicks the bidding
4. Nearest Drivers get the notification
5. Drivers Bid on the job/booking
6. System shows bids to the user
7. User either cancels or accepts the bid to begin the trip.

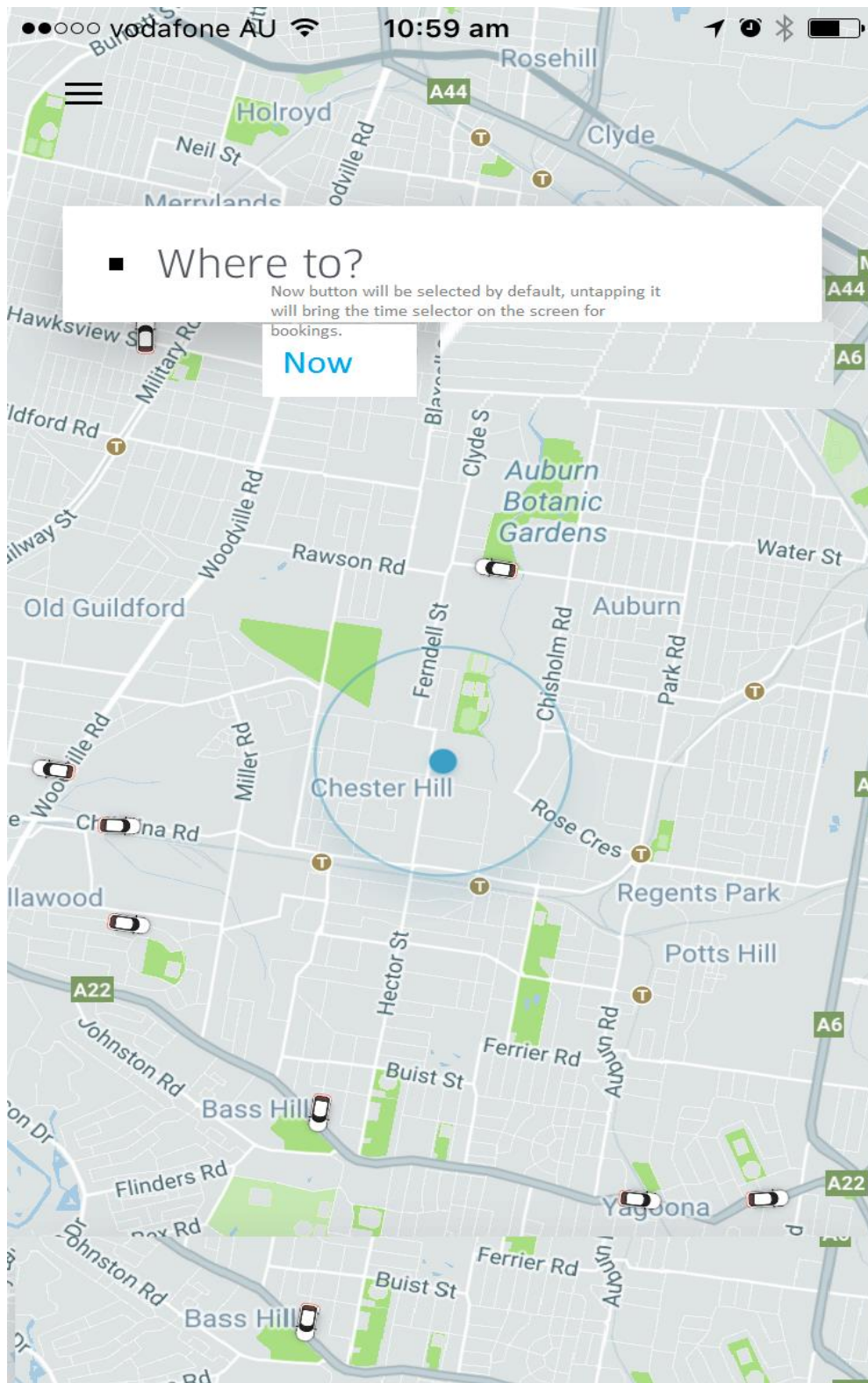
Below screens are copied from Uber and are **modified** to show the concept or to be used as mock-ups

User App Example

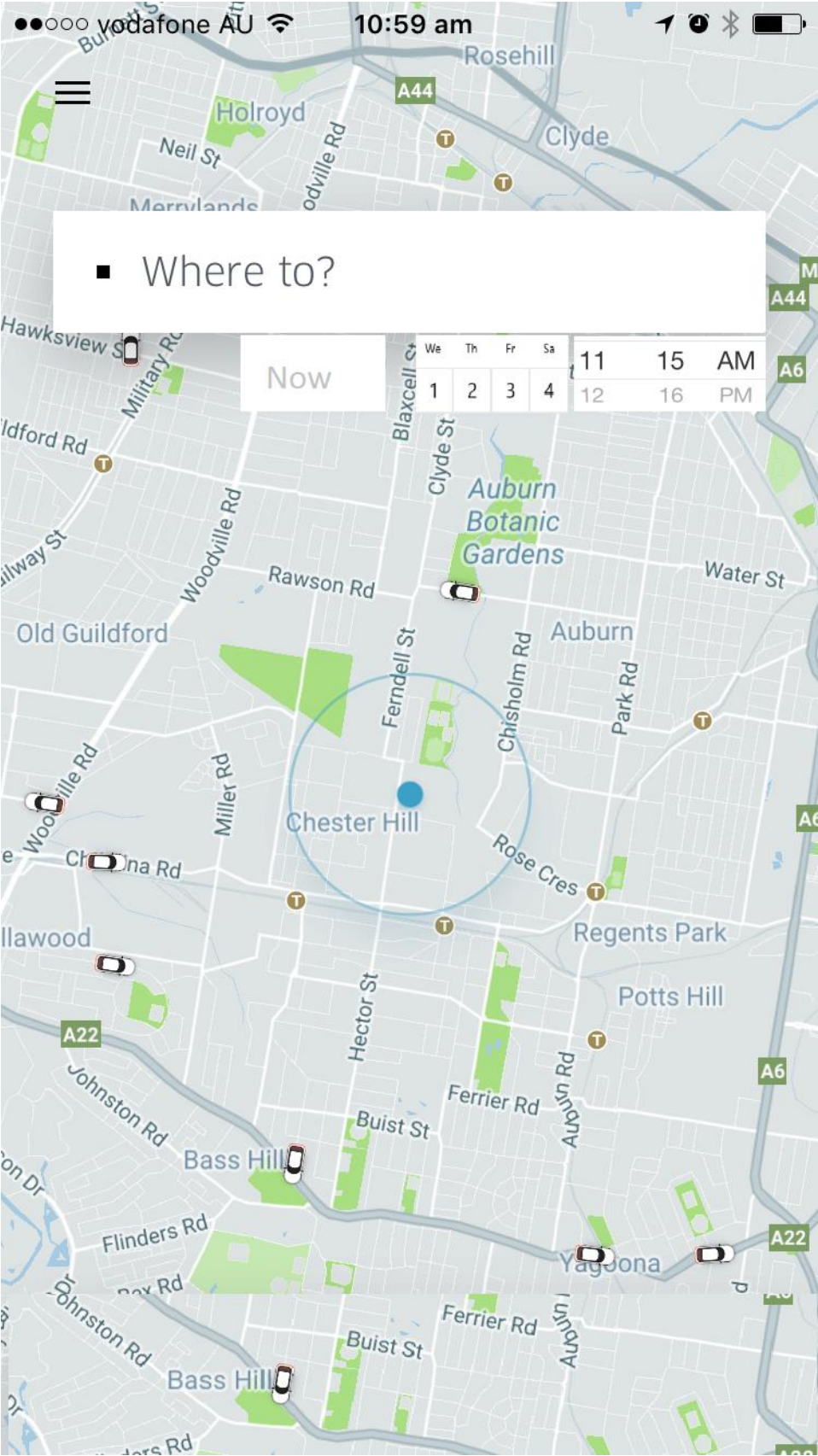
Trip creation page

The top view of the car icon is required to be used on the map. The car icons side/back/front views should be available so that when the car moves on the map its different views could be shown to the user.

Now button will be selected by default, un tapping it will bring the next 4 dates with time to be used for booking.



Booking Screen



Car Selection/Kick Bidding

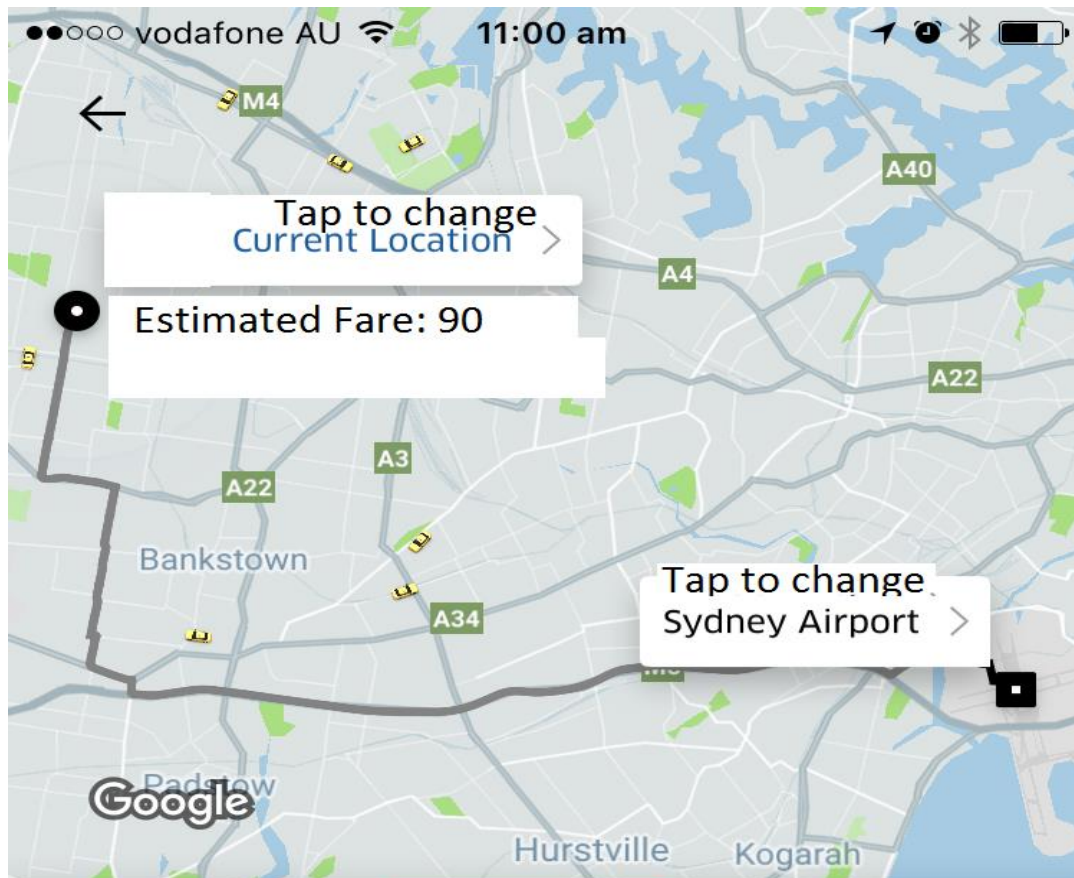
Below options and icons are required for this screen

1. 1-4 persons Cab
 - a. Baby seat(icon) - Tap/un tap
2. 1-8 persons Van/Taxi maxi
 - a. Baby seat(icon) - Tap/un tap
 - b. Special Instructions (Input field) :- could be a popup keypad
3. 1-8 persons Sharing
 - a. Number of persons: User should be able to select/input number of persons travelling in the 1-8 range
 - b. Baby seat(icon) - Tap/un tap
 - c. Special Instructions (Input field) :- could be a popup
4. 1-4 person private car(different icon from the cab)
5. 1-8 person van/4wd (different icon from the van)
6. 1-8 persons private sharing
7. A back arrow icon

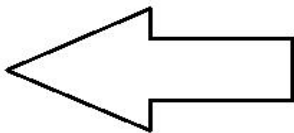
***i*: Information**

1. *i* would be next to the “Kick Bidding” button, tapping will i-pop-up the info about the Kick bidding process
2. *i* would be next to the each car category , tapping will i-pop-up the info about the cars

Car Selection/Kick Bidding



swipe to see more options



More



MAXITAXI
Bidding ⓘ

 PayPal

 1-8

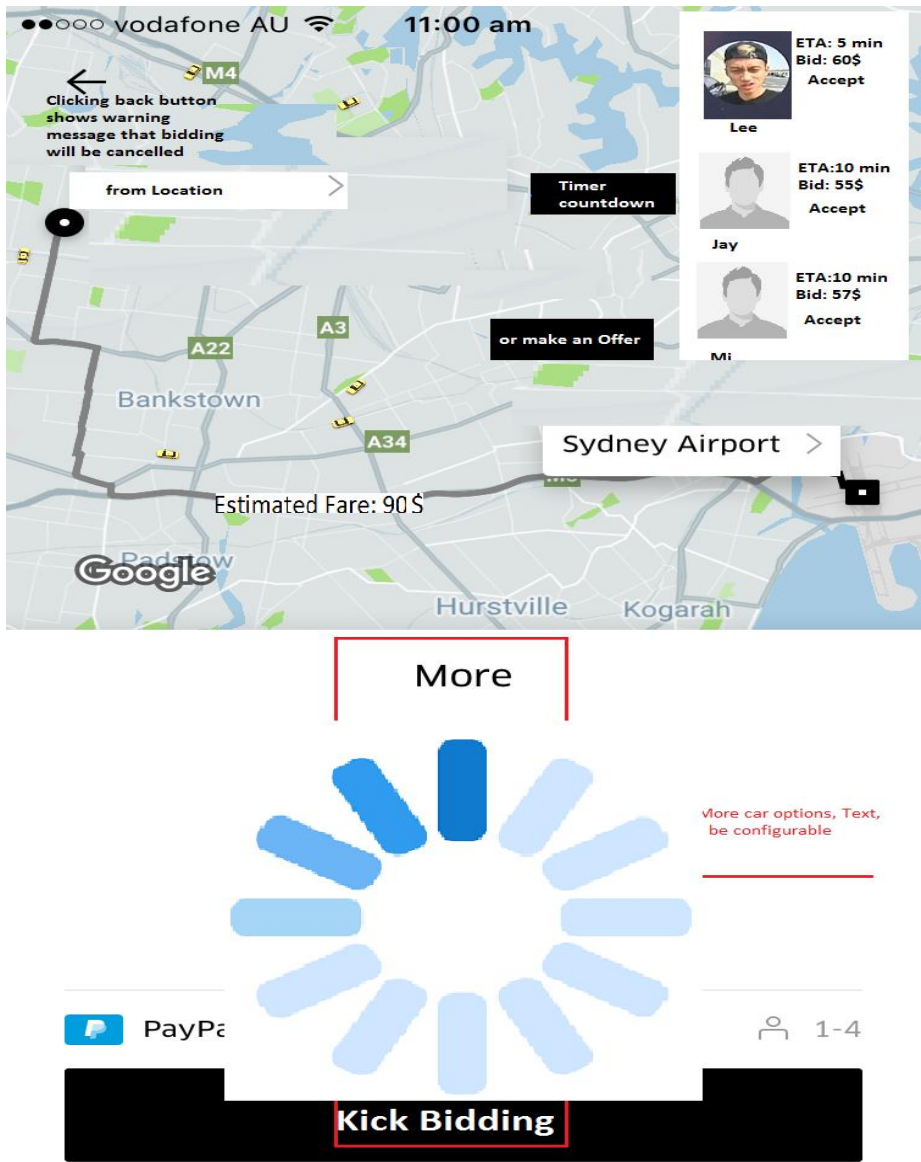
Kick Bidding

Processing/Bidding underway

Below options and icons are required for this screen

1. Estimated Fare i.e. Estimated Fare: 100\$
2. Timer count down
3. Processing image
4. A back arrow icon- displays warning confirmation message that bidding is underway and going back will cancel this process.
5. Drivers/Bidders with bid/ETA and Accept button and small cab icon next to it i.e. Van or Cab
6. Changing the Trip on this screen also shows the warning confirmation message that bidding is underway and going back will cancel this process.
7. Tapping the driver photo will open drivers profile with
 - a. Full name
 - b. Star ratings
 - c. car category information,
 - d. Car info number plate etc.
 - e. phone icon

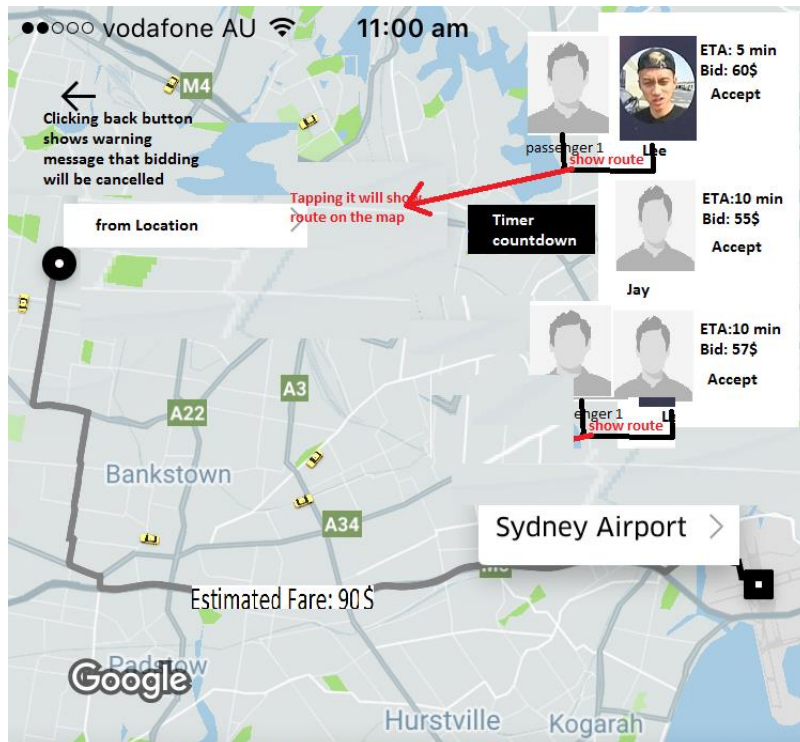
Processing/Bidding underway



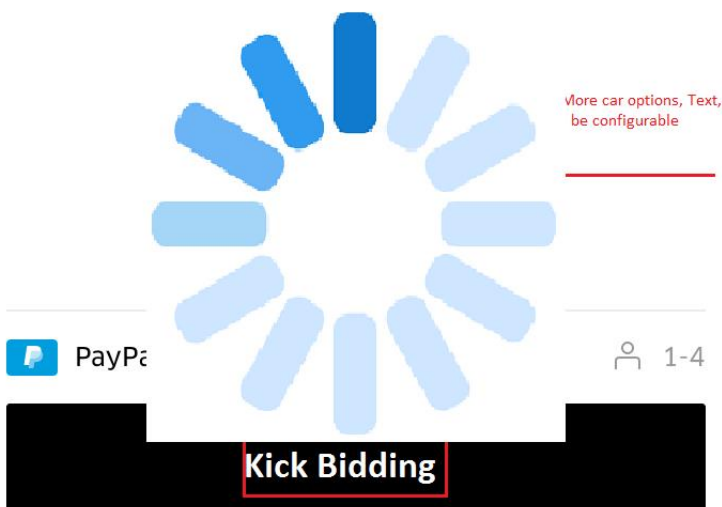
Sharing Screen Processing/Bidding underway

Similar to Processing/Bidding underway screen with below additional features

1. Shows small icons of other users(next to the driver) already on trip/sharing
 - a. Show maximum of two sharing passengers next to the driver, tapping any of those two will show their profile and all other passengers in a list who are sharing the ride.



More



Passenger/User App

1. Splash screen
2. User Login/Signup (phone and email verification)

Driver App

1. Splash screen
2. Driver Login/Registration (phone and email verification)
3. Registration- Driver documents upload